

**WATKINS  
COMMUNITY  
EDUCATION**



• • • • •  
**UNLEASH  
YOUR CREATIVITY**  
• • • • •



**FALL  
2013**





Watkins College of Art, Design & Film  
 2298 Rosa L. Parks Blvd. • Nashville, Tennessee 37228  
 Phone: 615.383.4848 • Fax: 615.383.4849  
[www.watkins.edu/community](http://www.watkins.edu/community) • [community@watkins.edu](mailto:community@watkins.edu)  
 "Like" us on Facebook - Watkins Community Education Program



Watkins College of Art, Design & Film is funded in part by the Tennessee Arts Commission, the Metro Nashville Arts Commission, the Memorial Foundation and the generosity of donors throughout Tennessee.

Watkins College of Art, Design & Film makes no distinction in its employment, contracting, or admissions policies or procedures, including the awarding of scholarships or other forms of financial assistance, on the basis of age, sex, religion, race, or color, national origin or physical handicap.

# TABLE <sup>O</sup><sub>F</sub> CONTENTS



**GENERAL INFO & POLICIES**

**SPECIAL EVENTS**

**ADULT CLASSES & WORKSHOPS**

3D

DRAWING & PAINTING

FILM

GRAPHIC DESIGN

INTERIOR DESIGN

PHOTOGRAPHY

PRINT, PAPER & BOOK

SPECIAL TOPICS

**REGISTRATION FORM**



## MISSION STATEMENT

The mission of the Community Education Program of Watkins College of Art, Design & Film is to provide a distinctive education that will empower youth, teens and adults to embrace their artistic abilities and give them the tools to pursue a life of creativity.





# GENERAL INFORMATION

## REGISTRATION DEADLINES:

**Adult 9-week classes: Sept. 3**

**Workshops, 4-week, and 6-week classes that begin mid-term: 2 weeks prior to start of class.**

If spaces are open after the registration deadline you may still be able to register. Please check the website or call the Community Education office for details.

Registrations are accepted by mail, fax, phone or online. Payment for tuition and materials fee is due at the time of registration. MasterCard, Visa, checks, money orders and cash are accepted.

Please visit [watkins.edu/community](http://watkins.edu/community) for up-to-date schedule information. Dates and times are subject to change. Classes may be cancelled or combined if minimum enrollment of 5 students is not met at least 2 weeks before the first class meeting. Students will be informed of cancellations prior to the first day of class so that alternative plans may be made.

## REFUNDS

Refunds requested 7 days prior to the first day of class will be refunded 100% of tuition and fees, less a \$25 processing charge. Classes dropped within 7 days before the start of class will be refunded at a 60% tuition rate, less a \$25 processing charge. No tuition or fees will be refunded once the class has started. In the event that a class is cancelled due to low enrollment, 100% of tuition/fees will be refunded. To drop a class you must contact the Community Education office.

## DONATE TO WATKINS

Please consider making a gift to Watkins College of Art, Design & Film's Annual Fund. Your gift today supports the artists of tomorrow. Donate online at [watkins.edu/giving-watkins](http://watkins.edu/giving-watkins).

## FAQS

For frequently asked questions about all of our programs please visit our website at [watkins.edu/community-education/faqs](http://watkins.edu/community-education/faqs).

## DISCLAIMER

Watkins is an institution of higher education in the visual arts. There may be times when work is exhibited in the gallery or other spaces that could be considered inappropriate for certain audiences, especially young viewers. Signage to this effect is posted in the gallery. As you visit other areas of the building, please be aware that it is not always possible to anticipate the impact of all exhibited material.

## FLU/ILLNESS POLICY

Students are encouraged to use sound judgment and not attend class if they feel ill.

## STUDENT ABSENCES

We understand that student absences do happen. Because these are non-credit classes, students do not receive a grade nor are they penalized for absences. However, teaching artists are not obligated to provide make-up time for student absences, and we do not pro-rate for missed classes.

## MAKE-UP CLASSES

In the event that we must cancel a class session due to a holiday, inclement weather, or other unforeseeable circumstances, a make-up class will be arranged at the end of the term.

# SPECIAL EVENTS



## TOMATO ART FEST

**Saturday, August 10**

Watkins Community Education is a proud sponsor of Tomato Art Fest! Come visit our tent at the August 10 festivities and enter for a chance to win a \$50 gift card towards a fall term class!

## SKETCHBOOK PROJECT

**Tuesday, August 27**

**Noon – 6:00 p.m.**

We are excited to be a stop on the Sketchbook Project's mobile library tour this summer! The Sketchbook Project is a global, crowd-sourced art project and traveling exhibition. Since 2006, the Sketchbook Project has encouraged participants from all walks of life to fill the pages of a blank sketchbook. The results are cataloged in the Brooklyn Art Library and shared with the public in venues around the world. The collection currently includes more than 26,000 sketchbooks – including one with contributions from Watkins students! The Summer Tour includes stops in every corner of the country, from Portland, ME to Los Angeles, CA, and Watkins is the only stop in Nashville. So come check out the sketchbooks and be a part of this exciting community art project.



## HANDMADE & BOUND NASHVILLE, VOL. 3

**Opening Reception**

**Friday, October 4**

**5:00 - 7:00 p.m.**

**Vendor Marketplace**

**Saturday, October 5**

**11:00 a.m. - 4:00 p.m.**

**[handmadeboundnashville.com](http://handmadeboundnashville.com)**

Handmade & Bound Nashville, now in its third year, is an annual festival celebrating artists' books, zines, and mini-comics. Come learn about independent publishing, book arts, letterpress, printmaking, papermaking, zines, mini-comics, and all things book! Vendors will be selling affordable artwork. The Brownlee O. Curry, Jr. Gallery space will feature local artists' sketchbooks as well as books created through the Sketchbook Collective, a series of partnership workshops between Watkins Community Education and local community organizations.

The Sketchbook Collective is funded in part by a MetroArts ArtsAccess Grant. Handmade & Bound is hosted by Watkins Community Education and the Watkins Library.

**HANDMADE & BOUND**  
NASHVILLE

**METRO ARTS**



# ADULT CLASSES + WORKSHOPS

## 3D

### MULTI-LEVEL CERAMICS

Tuesdays, 6:00 – 9:00 p.m.

Sept. 17 – Nov. 12 (9 weeks)

\$210, plus \$65 lab fee

Teaching Artist: Rob McClurg

Learn the art of hand-building and wheel-throwing in this multi-level class that is great for beginners and experienced students alike. You will create functional and sculptural pieces and leave with an understanding of form, decoration and texture. Pieces will be kiln-fired and glazed, painted or stained. Clay and glazes are included with lab fee; students should bring their own set of clay tools (details will be provided prior to the first class).

### WOOD-FRAMED MIRRORS

Thursdays, 6:00 – 9:00 p.m.

Sept. 19 – Nov. 14 (9 weeks)

\$210, plus \$65 lab fee

Teaching Artist: Steve Micheletto-Blouin

In this workshop students will explore joinery options while creating a wall mirror with personality. Instruction will focus specifically on mortise and tenon as well as frame and panel joinery options—two broadly effective woodworking methods that students can apply to a large range of future projects. Students will leave the course with two handsome mirrors of admirable complexity. This class is designed for the beginning woodworker in mind, but those with more experience will also find a challenging and rewarding experience. All tools and supplies included in lab fee. Students should wear closed-toe shoes.

### CREATIVE WOOD BOXES: MATERIALS AND METHODS

Saturday and Sunday, Sept. 28 – 29

10:00 a.m. to 4:00 p.m. both days

\$105, plus \$65 lab fee

Teaching Artist: Stephan Micheletto-Blouin

Ideal for beginners, this workshop will introduce you to the materials and methods of building a small scale wooden box—from stock selection, through joinery, assembly, and fit and finish. Instruction will address design considerations integral to woodwork including grain graphics, designing for humidity cycling, scale and proportion in relation to durability, among other issues. Students will leave the workshop with a finished box, skills to design and build like objects, and an understanding of the considerations integral to a whole trope of woodworking. All tools and supplies included in lab fee. Students should wear closed-toe shoes.

### INTRODUCTION TO PUPPET DESIGN AND CONSTRUCTION

Wednesdays, 6:00 – 9:00 p.m.

Sep. 18 – Oct. 23 (6 weeks)

\$160, plus \$40 lab fee

Teaching Artist: Chris Seiter

This course will introduce students to simple and cost-effective means of designing and fabricating puppets on a budget. Students will be introduced to basic pattern-making and sculpting techniques for moving mouth, Russian rod, and glove and rod puppets. You will leave with a finished puppet and an understanding of this 3D art form and its possibilities for performance. Most supplies included in lab fee; students may wish to bring their own fabric or embellishments for puppets.

### INTRODUCTION TO WELDING

Section 1: Saturday, September 21, 10:00 a.m. – 4:00 p.m.

OR

Section 2: Saturday, November 9, 10:00 a.m. – 4:00 p.m.

\$80, plus \$65 lab fee

Teaching Artist: GT McMahon

Joining metal with heat is an age-old fabrication process. In this introductory workshop, students will learn two basic welding techniques: arc (or “stick”) welding and metal inert gas (MIG) welding. With an emphasis on proper setup and safety, students will use these techniques to create an individual piece to take home. All tools and supplies included in lab fee. Students must wear closed-toe shoes and 100% cotton clothing (i.e. jeans, t-shirt, bandana, and a long-sleeve button down shirt).



GT McMahon

## DRAWING & PAINTING

### DRAWING FUNDAMENTALS

Thursdays, 6:00 – 9:00 p.m.

Sept. 19 – Nov. 14 (9 weeks)

\$210

Teaching Artist: Richard Heinsohn

Learning to draw not only trains the hand but also sharpens your powers of observation, perception and critical thinking. This beginning drawing course offers a comprehensive but natural approach to translating the three-dimensional world into two dimensions. Students will use primarily charcoal and graphite as they learn the essentials: contour, rendering, gesture, and perspective through still life, landscape, and memory drawing. Students should bring their own supplies; a suggested materials list will be provided.

### ACRYLIC PAINTING: FUNDAMENTALS AND BEYOND

Tuesdays, 6:00 – 9:00 p.m.

Sept. 17 – Nov. 12 (9 weeks)

\$210

Teaching Artist: Shawn Krise

Beginning and intermediate students will learn efficient and effective ways to paint with acrylics. With an emphasis on color mixing, brushwork, and paint handling, the course will help students develop an understanding of value (light and dark), form and color. Students with some painting experience can expect to learn new methods that elevate the quality of their work and inspire experimentation. Students should bring their own supplies; a suggested materials list will be provided.

### ABSTRACT PAINTING: HOW AND WHY

Tuesdays, 6:00 – 9:00 p.m.

Sept. 17 – Nov. 12 (9 weeks)

\$210

Teaching Artist: Richard Heinsohn

This multi-level acrylics course provides a hands-on study of modern painting techniques, strategies and history. Students will learn how and why abstraction evolved, and they will employ the composition strategies, paint handling and color techniques of the modern masters while developing their own painting style and direction. Students should bring their own supplies; a suggested materials list will be provided.

### CAPTURING THE FIGURE WITH PENCIL AND PAINT

Mondays, 6:00 – 9:00 p.m.

Sept. 16 – Nov. 11 (9 weeks)

\$210

Teaching Artist: Jammie Williams

Working from both clothed and nude models, students will explore various ways to understand and render the human form. From contour and gesture drawings in graphite to tonal studies and emotional interpretation in watercolors, students will capture the figure in both short and longer poses. Topics include line quality, color theory, anatomical proportion and portraiture. Students should bring their own supplies; a suggested materials list will be provided.

### LAYERED IMAGE: PAINTING, COLLAGE AND TRANSFERS

Saturday, Nov. 16, 10:00 a.m. – 4:00 p.m., and

Sunday, Nov. 17, 1:00 – 4:00 p.m.

\$80, plus \$25 lab fee

Teaching Artist: Carmen Mims

This mixed-media workshop will not only explore acrylic painting techniques, but it will also introduce students to methods for layering their images with collage elements, transfers, text and found objects. Covering both representational and abstract approaches, this workshop will focus on ideas of emphasis, composition, juxtaposition, mood, layers, history and surface. Students will view and discuss how mixed media has been used throughout history and in contemporary practice. Some paints and collage supplies are included in lab fee; students should bring a stretched canvas and any additional collage elements they want to incorporate in their work.

### INTERMEDIATE ACRYLIC PAINTING: STUDIO PROJECTS

Wednesdays, 6:00 – 9:00 p.m.

Sept. 18 – Nov. 13 (9 weeks)

\$210

Teaching Artist: Shawn Krise

This class is geared for the painter who has some working experience in acrylics, or students who have completed Acrylic Painting: Fundamentals and Beyond. Students will continue to learn more color theory, paint handling, styles and special effects. This course is a great opportunity to work on individual projects and “find your own style.” Students should bring their own supplies; a suggested materials list will be provided.



Richard Heinsohn



FILM

DIGITAL DOCUMENTARY VIDEO PRODUCTION

Thursdays, 6:00 – 9:00 p.m.  
Sept. 19 – Nov. 14 (9 weeks)  
\$210

Teaching Artist: John Warren

This digital video production course will explore how the camera can be a primary means of expression for filmmakers, creating a new mode of storytelling and vision-making that is highly personal, often poetic, and potentially political. Students will learn the fundamentals of documentary moviemaking including storytelling, interview techniques, camera operations, sound recording and digital editing using Final Cut Pro. Students should bring a digital recording device that captures video and sound (digital camera, iPhone, Flip video camera, etc.) as well as a pen and notebook. Headphones and a Mac-formatted external hard drive (500 gb minimum, 72000 rpm if possible) are highly recommended.

INTRODUCTION TO MOTION DESIGN

Mondays, 6:00 – 9:00 p.m.  
Sept. 16 – Nov. 11 (9 weeks)  
\$210

Teaching Artist: Chris Aitken

Imagine graphic design moving on a screen in an animation or film, and you have motion design. In this course you will use Adobe After Effects to learn the basics of motion graphic design (often used in film opening sequences, commercials, web animations, and other multimedia presentations). Topics covered include navigating the software interface, layering, applying effects, keyframes, animation, keying, compositing, 3D cameras, and color correction and grading, rendering, and more. Basic experience using Mac computers is required, and Photoshop experience is highly recommended. Students should bring their own external storage device and a copy of the book After Effects Apprentice: Real World Skills for the Aspiring Motion Graphics Artist, 3rd edition (by Chris and Trish Meyer). Cross-listed in Graphic Design.



DIGITAL EDITING: INTRODUCTION TO AVID

Saturdays, 1:00 – 4:00 p.m.  
Sept. 21 – Nov. 16 (9 weeks)  
\$210 (lab fee?)

Teaching Artist: John Warren

This class will introduce students to Avid, the non-linear editing program used by professional film and television editors to prepare projects for broadcast, DVD and the web. Students should bring headphones and their own Mac-formatted external hard drive (250 gb minimum, 72000 rpm if possible).

MULTI-LEVEL STOP-MOTION ANIMATION

Saturdays, 1:00 – 4:00 p.m.  
Sept. 21 – Nov. 16 (9 weeks)  
\$210, plus \$40 lab fee

Instructor: Amelia Garretson-Persans

Stop-motion animation is the art of bringing inanimate objects and images to life. The class will cover the whole process: preparing a space for shooting, photographing a variety of media (clay, found objects, cutouts, drawings) manipulated in small increments, and putting it all together using a simple editing program. Students will also learn how to build a puppet with a wide range of motion, especially suited for stop-motion animation. Students will leave with a deeper understanding of the process and a finished, YouTube-ready animation. This course is ideal for students who already have some stop-motion animation experience, but is also suitable for beginners. Most supplies included in lab fee; students should bring a point-and-shoot digital camera. Cross-listed in Special Topics.

SCREENWRITING

Mondays, 6:30 – 9:00 p.m.  
Sept. 16 – Nov. 11 (9 weeks)  
\$210

Teaching Artist: Bob Giordano


Get hands-on guidance for developing a great idea into a story that conforms to professional Hollywood standards, and discover elements that strengthen or weaken a script. Students will write actual script pages and begin the journey of translating a story from their head onto the page.

MUSIC IN CINEMA

Wednesdays, 6:00 – 9:00 p.m.  
Sept. 18 – Oct. 9 (4 weeks)  
\$105

Teaching Artist: Scott Hallgren

A film's musical score gives life, emotion and drama to the pictures we see on screen. This class invites students to watch and examine four films: Casino Royale, Blade Runner, Signs, and The Accidental Tourist. Each film takes a very different approach to using music as a part of the storytelling process. Background on the film and its music will precede each screening, and a discussion and analysis of each film's music will follow.





# GRAPHIC DESIGN

## INTRODUCTION TO GRAPHIC DESIGN AND TYPOGRAPHY

Wednesdays, 6:00 – 9:00 p.m.

Sept. 25 – Nov. 20 (9 weeks)

\$210, plus \$20 lab fee

Teaching Artist: Katie Gonzalez

Learn the fundamentals of graphic design including composition, the grid system and color theory. In particular, the course will cover the expressive and conceptual use of type in design. You'll become familiar with Adobe InDesign, an essential program for designers, while working on projects such as calendars, posters and business cards. Through projects, hands-on use of the software program and critiques, participants will leave with a thorough understanding of design and how they can incorporate it into their own lives. Basic experience using Mac computers is required, and students should bring their own external storage device.

## INTRODUCTION TO PHOTOSHOP

Thursdays, 6:00 – 9:00 p.m.

Sept. 19 – Nov. 14 (9 weeks)

\$210, plus \$20 lab fee

Teaching Artist: Matt Allison

Whether you want to edit and enhance your digital photos or learn to construct digital images and designs, this beginner's Photoshop course will provide an overview of the program's editing and design tools. Instruction will cover resizing images, working with layers and masks, manipulating light and exposure levels, color correction, retouching and more. You will leave with an understanding of Photoshop's editing tools and the ability to prepare files for print or digital use. Basic experience using Mac computers is required, and students should bring their own external storage device and a copy of the book Exploring Adobe Photoshop CS6 (by Hartman and Toland). Cross-listed in Photography.

## INTRODUCTION TO ADOBE ILLUSTRATOR

Tuesdays, 6:00 – 9:00 p.m.

Sept. 17 – Nov. 12 (9 weeks)

\$210, plus \$20 lab fee

Teaching Artist: Richard Cook

Learn the basics of Adobe Illustrator, the industry-standard program for creating graphics, logos, illustration and much more. Students will work with type effects, color and other tools to create their own digital images. Basic experience using Mac computers is required, and students should bring their own external storage device.

## INTRODUCTION TO MOTION DESIGN

Mondays, 6:00 – 9:00 p.m.

Sept. 16 – Nov. 11 (9 weeks)

\$210

Teaching Artist: Chris Aitken

Imagine graphic design moving on a screen in an animation or film, and you have motion design. In this course you will use Adobe After Effects to learn the basics of motion graphic design (often used in film opening sequences, commercials, web animations, and other multimedia presentations). Topics covered include navigating the software interface, layering, applying effects, keyframes, animation, keying, compositing, 3D cameras, and color correction and grading, rendering, and more. Basic experience using Mac computers is required, and Photoshop experience is highly recommended. Students should bring their own external storage device and a copy of the book After Effects Apprentice: Real World Skills for the Aspiring Motion Graphics Artist, 3rd edition (by Chris and Trish Meyer). Cross-listed in Film.

## WEBSITE CREATION

Mondays, 6:00 – 9:00 p.m.

Oct. 21 – Nov. 11 (4 weeks)

\$105, plus \$20 lab fee

Teaching Artist: Meredith Eastburn

In this course students will learn how to create and maintain their own websites using web-based applications such as Weebly. Students will learn how to acquire domain names and host their websites online, and they will leave with an understanding of well-organized site structures and the basic Photoshop skills needed to create and optimize images for the web. Working knowledge of Mac computers and the Internet is required. Basic experience using Adobe Photoshop is suggested, and students should bring their own external storage device.

## LOGO DESIGN


Saturday, Oct. 19, 10:00 a.m. – 4:00 p.m. AND

Sunday, Oct. 20, 1:00 – 4:00 p.m.

\$105, plus \$20 lab fee

Teaching Artist: Matt Allison

An effective, memorable logo is a key element in developing a visual brand. This workshop will take students through the entire logo design process, from exploratory research and idea development to creating and editing designs while focusing on the primary concepts of message, identity and audience. Students will engage in a variety of activities including brainstorming techniques, sketching exercises, group collaboration and actual logo production. Working knowledge of Mac computers and Adobe Illustrator is required, and students should bring their own external storage device.





# INTERIOR DESIGN



## INTRODUCTION TO INTERIOR DESIGN

Tuesdays, 6:00 – 9:00 p.m.

Sept. 17 – Nov. 12 (9 weeks)

\$210, plus \$45 lab fee

Teaching Artist: Dallas Dedmon

This course introduces students to the language and field of interior design as they learn what is required to design and build interior spaces—from concept to reality. Instruction will cover space planning and basic drafting techniques, including lettering, line weights and dimensioning. By the end of the course, students will have created a floor plan for an interior space, taking into consideration elevations, materials, color palettes, lighting, textiles and furniture styles. Most tools and supplies included in lab fee.

## PERSPECTIVE RENDERING FOR DESIGNERS

Mondays, 6:00 – 9:00 p.m.

Sept. 16 – Nov. 11 (9 weeks)

\$210

Teaching Artist: Steve Duffy

Nothing impresses a client like a designer who can sketch a concept on a napkin. Computer-generated renderings are effective but lack uniqueness and personal style. Hand-drawn perspectives are actually relatively easy. This course introduces novice designers to the rendering process, learning 2-point perspective, making drawings look 3-dimensional, and rendering textures (e.g. wood, marble, carpet). Students learn how to create accurately-scaled sketches of objects, furniture and rooms. The final project is a fully-rendered drawing, in mixed media on tinted paper, of a room interior. Students should bring their own supplies; a suggested materials list will be provided.



## DESIGNING WITH GOOGLE SKETCHUP

Wednesdays, 6:00 – 9:00 p.m.

Sept. 18 – Nov. 13 (9 weeks)

\$210, plus \$20 lab fee

Teaching Artist: Steve Duffy

The Internet as well as easy-to-learn (and usually free) software programs have transformed the way that professional design is performed. This course introduces novice designers to the design process, researching on the Internet, organizing computer files, expressing concepts with PowerPoint programs, and actually designing and creating renderings of a living room and kitchen interior using the free Google SketchUp program. Working knowledge of Mac computers and the Internet is required, and students should bring their own external storage device.

## NASHVILLE ARCHITECTURE

Wednesdays, 6:00 – 9:00 p.m.

Sept. 18 – Oct. 9 (4 weeks)

\$105

Teaching Artist: Dallas Dedmon

This course introduces the students to architectural terminology and styles through the exploration of Nashville and her local architecture. Nashville boasts several notable architectural contributions, schools and universities, and buildings that are included in the National Register of Historic Places. Students will consider social, religious, political and other cultural issues as contributing factors to the evolution of our built environment. Through in-class lectures and activities as well as a walking tour of Hillsboro Village and the surrounding area, students will also learn to identify architectural terms, materials, and construction methods.



# PHOTOGRAPHY

## DIGITAL PHOTOGRAPHY FOUNDATIONS: CAPTURING IMAGES

Section 1

Mondays, 6:00 – 9:00 p.m.

Sept. 16 – Nov. 11 (9 weeks)

\$210

Teaching Artist: Steve Reed

Section 2

Thursdays, 6:00 – 9:00 p.m.

Sept. 19 – Nov. 14 (9 weeks)

\$210

Teaching Artist: Christy King

Using their own digital SLR cameras students will learn to use the camera and develop the necessary technical skills to produce artful and expressive photographs. Through classroom discussions, demonstrations, and hands-on photo assignments, students will learn the basics of photography and use of the digital camera in a variety of situations. Topics covered include camera equipment, controls, light, exposure, artistic composition, colors, etc. Students should bring their own digital SLR cameras and instruction manuals.

## INTERMEDIATE DIGITAL PHOTOGRAPHY: THEMATIC APPROACHES

Tuesdays, 6:00 – 9:00 p.m.

Sept. 17 – Oct. 8 (4 weeks)

\$105

Teaching Artist: Steve Reed

This class will help students go “beyond basics” as they build on existing technical skills while learning to shoot conceptually and thematically. Photographers will develop critical, creative imagination in conceptualizing how to shoot themes, and connecting those artistic visions to technical controls to accomplish the final image(s). All students in the workshop should already be proficient in controlling the basic technical aspects of their DSLR (shutter, aperture, exposure index, ISO, color controls etc.) and should bring their camera to class.

## INTRODUCTION TO PHOTOSHOP

Thursdays, 6:00 – 9:00 p.m.

Sept. 19 – Nov. 14 (9 weeks)

\$210, plus \$20 lab fee

Teaching Artist: Matt Allison

Whether you want to edit and enhance your digital photos or learn to construct digital images and designs, this beginner’s Photoshop course will provide an overview of the program’s editing and design tools. Instruction will cover resizing images, working with layers and masks, manipulating light and exposure levels, color correction, retouching and more. You will leave with an understanding of Photoshop’s editing tools and the ability to prepare files for print or digital use. Basic experience using Mac computers is required, and students should bring their own external storage device and a copy of the book Exploring Adobe Photoshop CS6 (by Hartman and Toland). Cross-listed in Graphic Design.



## FILM PHOTOGRAPHY AND DARKROOM FUNDAMENTALS

Wednesdays, 6:00 – 9:00 p.m.

Sept. Sept. 18 – Nov. 13 (9 weeks)

\$210, plus \$65 lab fee

Teaching Artist: Angelique Rabus

This course is an introduction to basic camera handling skills and the aesthetics of photography using 35mm film. Emphasis is placed on how to use cameras, lenses, exposure meters, flash, darkroom enlargers, related equipment and compositional skills to create original images. Laboratory practice includes black and white film processing, printing and presentation. Participants need to bring their own SLR camera with manual settings as well as 35mm film and photo paper. Details will be provided before the first class. Darkroom supplies and chemicals included in the lab fee.

## PINHOLE PHOTOGRAPHY

Saturdays, 1:00 – 4:00 p.m.

Sept. 21 – Oct. 12 (4 weeks)

\$105, plus \$45 lab fee

Teaching Artist: Angelique Rabus

Pinhole photography mirrors the way the first cameras were used. Learn how to transform a cardboard shoebox into a functioning pinhole camera that will take compelling black and white photographs. Students will learn about the history of pinhole photography, how to construct and operate a pinhole camera, and how to develop their images in the darkroom. No prior darkroom experience is necessary. Most materials included in the lab fee; students should bring their own cardboard shoebox.



Katie Gonzalez



Chris Cheney



Katie Gonzalez



# PRINT, PAPER & BOOK

## SCREENPRINTING

Thursdays, 6:00 – 9:00 p.m.

Sept. 19 – Nov. 14 (9 weeks)

\$210, plus \$50 lab fee

Teaching Artist: Christopher Cheney

Silk screen printing is a popular and versatile printing method commonly used to create posters, t-shirts and labels. In this class, students will learn the whole process from preparing an image to developing a screen to running a set of prints on paper. Instruction will include demonstrations and hands-on practice using stencil methods as well as transparencies. All materials included in the lab fee.

## LINOCUT PRINTMAKING

Tuesdays, 6:00 – 9:00 p.m.

Oct. 8 – Nov. 12 (6 weeks)

\$160, plus \$40 lab fee

Teaching Artist: Chris Cheney

Learn the process of creating an edition of custom reduction linoleum block prints with multiple colors. This method of relief carving uses a reductive process—material removed by carving—to create a multi-layered image similar to woodcut prints. Instruction details the process of transferring your image to linoleum and carving it, as well as inking and running your block through the press. A background in drawing is suggested but not necessary. All materials included in the lab fee.

## INTERMEDIATE BOOK ARTS

Mondays, 6:00 – 9:00 p.m.

Sept. 16 – Nov. 11 (9 weeks)

\$210, plus \$40 lab fee

Teaching Artist: Katie Gonzalez

Build your bookbinding skills in this class focusing on a handful of ambitious sewn bindings. Students will go in depth with a series of binding lessons, learning new techniques and styles while having substantial time to personalize each project. We will explore sewing onto cords, the secret Belgian binding, and the four-needle Coptic, among other styles. These bindings will allow students to create journals, sketchbooks, and photo albums. Students will leave the class with an assortment of handbound books and the skills and resources to continue binding at home. Prerequisite: completion of Introduction to Book Arts, one of Katie's bookbinding workshops, or comparable book arts experience. All tools and supplies included in the lab fee.

## HANDBOUND JOURNALS WITH VINTAGE COVERS

Saturday, Oct. 19

10:00 a.m. – 4:00 p.m.

\$80, plus \$20 lab fee

Teaching Artist: Katie Gonzalez

Learn to bind your own journal using the Coptic binding technique and repurposed vintage book covers. This binding features hard covers, exposed stitching, and pages that lay completely flat when open for easy journaling or sketching. Beginning with an existing book, we will remove its pages and spine then repurpose the hard covers to create a newly bound blank book. Students can choose from a supply of provided vintage books or bring their own. This class also explains the fundamentals of bookbinding, including proper techniques for folding, stitching, and gluing, and using traditional binding tools. No previous bookbinding experience is required. All tools and supplies included in the lab fee.

## BOOKBINDING WITH ALTERNATIVE AND RECYCLED MATERIALS

Saturday, Nov. 2, 10:00 a.m. – 4:00 p.m. AND

Sunday, Nov. 3, 1:00 – 4:00 p.m.

\$95, plus \$20 lab fee

Teaching Artist: Meredith Eastburn

Learn how to use unusual materials such as plastic grocery bags, men's dress shirts, and cereal boxes to create handmade books without breaking the bank on specialty supplies. The workshop will cover bookbinding fundamentals – from terminology to proper techniques for cutting and folding pages and sewing them together with a Japanese stab binding, pamphlet stitch, and long stitch. Students will leave with a set of finished books and ideas for using household items and recycled materials for future book arts projects. Suitable for beginners, though experienced bookbinders will also discover new materials and methods to apply in their work. Most supplies covered in lab fee; students may wish to collect bags, shirts, and cereal boxes of their own for use in class. Details will be e-mailed prior to the workshop.

## TEN BOOKS IN TWO DAYS

Saturday Nov. 9 – Sunday, Nov. 10

10:00 a.m. – 4:00 p.m. both days

\$105, plus \$30 lab fee

Teaching Artist: Sarazen Haile

Students of all levels will enjoy this crash-course in bookmaking. This quick introduction to the medium will teach necessary skills to make ten non-adhesive books using only paper and thread (the flag book being the only exception). A few of the book forms covered will be single-sheet, flag, pamphlet-stitch, and interactive books called flexagons. Students will leave the course with their own personal mini-library of handmade books and the skills needed to continue making more at home. No previous knowledge is necessary to excel in this course. All tools and supplies included in the lab fee.

## PRINT & STITCH

Saturday, Nov. 16 – Sunday, Nov. 17

10:00 a.m. – 4:00 p.m. both days

\$105, plus \$30 lab fee

Teaching Artist: Sarazen Haile

Printmaking and bookbinding are natural complements. See how to marry these methods together in this two-day workshop. In the first day, students will learn additive and subtractive monotype techniques along with how to use textured objects and fabrics to create printed images on paper. In day two, we will cut, fold and stitch these prints together to make hand-bound books. The pamphlet stitch and Japanese stab-binding methods will be demonstrated. No previous knowledge is necessary to excel in this course. All tools and supplies included in the lab fee.







# SPECIAL TOPICS

## MULTI-LEVEL STOP-MOTION ANIMATION

Saturdays, 1:00 – 4:00 p.m.

Sept. 21 – Nov. 16 (9 weeks)

\$210, plus \$30 lab fee

**Instructor:** Amelia Garretson-Persans

Stop-motion animation is the art of bringing inanimate objects and images to life. The class will cover the whole process: preparing a space for shooting, photographing a variety of media (clay, found objects, cutouts, drawings) manipulated in small increments, and putting it all together using a simple editing program. Students will also learn how to build a puppet with a wide range of motion, especially suited for stop-motion animation. Students will leave with a deeper understanding of the process and a finished, YouTube-ready animation. This course is ideal for students who already have some stop-motion animation experience, but is also suitable for beginners. Most supplies included in lab fee; students should bring a point-and-shoot digital camera. Cross-listed in Film.

## INTRODUCTION TO FASHION SEWING

Thursdays, 6:00 – 9:00 p.m.

Sept. 19 – Nov. 14 (9 weeks)

\$210

**Teaching Artist:** Elizabeth Pape

There are few things more rewarding than wearing a beautiful garment you’ve created with your own two hands. This course will introduce the beginner sewer to the proper use of their machine, an overview of textiles and appropriate fabric selection, and techniques for garment construction from start to finish using a pattern from the instructor’s fashion line. Students will learn handy sewing techniques for updating pre-existing garments, how to follow a pattern, properly cut fabric, fit a garment to their body with basic alterations, and construct clothing using efficient, time-saving techniques from the fashion industry. Leave the course with a garment that fits you perfectly and the skills to take your sewing to the next level. Basic sewing machine skills are required, and students should bring a sewing machine to each class. Students should bring their own supplies; a materials list will be provided prior to the first class.

## SEWING MACHINE CRASH COURSE

Saturday, Sept. 28 – Sunday, Sept. 29

10:00 a.m. – 4:00 p.m. both days

\$105, plus \$30 lab fee

**Teaching Artist:** Allison Jarrett

Whether you are interested in soft sculpture, contemporary quilting, or surface embroidery, the sewing machine is an invaluable tool for creating textile-based artwork. This class is designed for students who have never touched a sewing machine or who need a refresher on the basics. You will learn to properly thread a sewing machine and will gain confidence in completing a variety of basic sewing tasks. With one-on-one guidance, students will learn to troubleshoot and resolve common problems that arise in machine sewing. Finally, students will learn basic construction and surface decoration techniques, and will apply these skills to create simple soft sculptures, pieced collages, or embroidered artwork. Students should bring their own sewing machine both days. All other tools and materials included in lab fee.

## NEEDLE AND THREAD: EMBROIDERY AND HAND SEWING FOR THE ARTIST

Saturday, Oct. 19 – Sunday, Oct. 20

10:00 a.m. – 4:00 p.m. both days

\$105, plus \$30 lab fee

**Teaching Artist:** Allison Jarrett

Explore the needle and thread as tools for drawing and learn about the applications of handicraft techniques to contemporary artwork. Students will learn basic hand-sewing stitches and experiment with embroidery, hand-quilting, and appliqué. The workshop will focus on stitching with a variety of materials and creating surface designs on fabric, paper, and more. Students will leave with the skills necessary to pursue their first hand-stitched artwork. No prior sewing experience is necessary. All materials included in the lab fee.

## BEGINNER KNITTING FOR ARTISTS

Saturday, Nov. 2 – Sunday, Nov. 3

10:00 a.m. – 4:00 p.m. both days

\$105, plus \$30 lab fee

**Teaching Artist:** Allison Jarrett

This class introduces students to the possibilities of knitting as an artistic medium. Instruction will focus on techniques like casting-on and -off, knit and purl stitches, decreasing and increasing, and much more. Students will explore craft applications of knitting and examine the use of knitting in contemporary art. Students will leave with sample swatches, online and print resources, and the skills necessary to pursue their first knitted project. All materials included in the lab fee.

## CREATIVE WRITING FUNDAMENTALS

Wednesdays, 6:00 – 9:00 p.m.

Sept. 18 – Nov. 20 (9 weeks, no class Nov. 6)

\$210

**Teaching Artist:** Gloria Ballard

Explore techniques for strengthening creative writing in all genres. This class is for writers of all skill levels and will focus on triggers for effective writing, ways to engage the reader, in-class exercises, and feedback on work-in-progress. The class will include short writing assignments at home as well gentle commentary and critique in a workshop setting.

## ARTIST AS ENTREPRENEUR

Saturday, Sept. 21

10:00 a.m. – 4:00 p.m.

\$80

**Teaching Artist:** Scott Hallgren

The 21st century artist has more control over their career than ever before. This workshop will focus on the responsibilities of as well as benefits available to creators, including determining fees, grants, taxes, client relations, career planning, and much more.

## CREATIVE WRITING: SHORT STORIES

Saturdays, 1:00 – 4:00 p.m.

Sept. 21 – Nov 16 (9 weeks)

\$210

**Teaching Artist:** Scott Mastro

The short story has been written in every language, read in every culture, and is now again on everyone’s mind and every publisher’s list. From Hemingway’s 6-word short story, For sale, baby crib, never used, to his novella, The Old Man and the Sea, the short story has its impact by being a snapshot of human existence. Students will glean an idea to its perfect distillation, and by adding detailed description and back-story in sufficient amount, will make the story a powerfully exemplified presentation of the subject to be revealed in slice-of-life description.

## WRITING WORKSHOP: PREPARE TO PUBLISH


Saturday, Nov. 9, 10:00 a.m – 4:00 p.m. AND

Sunday, Nov. 10, 1:00 – 4:00 p.m.

\$95

**Teaching Artist:** O.A. Lindsey

This workshop focuses on turning completed (or near-completed) writing projects into published work. We will cover final edit, format, and pitch letter strategies, and explore various publishing options—web-based or national print, agented or indie—to help facilitate your writing goals.







# ANNOUNCING THE NEW CERTIFICATE IN INTERIOR DESIGN

Are you interested in the foundational ideas of interior design but not ready to commit to the full degree program? Perhaps your present career would benefit from an understanding of design principals or maybe you are considering an interior design degree but want to first gain more exposure to the study.

The Certificate in Interior Design (CID) is a series of introductory courses that consists of the foundation year of the college's undergraduate degree (BFA). The CID curriculum emphasizes the fundamental skills and knowledge of interior design, architectural drawing, and historical concepts. Students can attend either part-time or full-time and no portfolio is required to apply for admission.

On its own, the CID can give the student some new and exciting skills and knowledge to apply to a variety of careers in sales, real estate, administrative support and many other fields touched by the design community. Upon completion of the certificate, the student can, if they chose, apply all classes to the BFA in Interior Design and continue in the degree program.

For more information, contact Admissions at:  
615-277-7418 or [admissions@watkins.edu](mailto:admissions@watkins.edu).



# FALL 2013 REGISTRATION FORM

OR REGISTER ONLINE AT [WWW.WATKINS.EDU/COMMUNITY](http://WWW.WATKINS.EDU/COMMUNITY)

Mail or fax registration form to:  
Watkins College of Art, Design & Film  
Community Education  
2298 Rosa L. Parks Boulevard  
Nashville, TN 37228  
Fax: 615.383.4849

How did you hear about us?

- ☐ Friend ☐ Sign ☐ Radio ☐ Returning Student ☐ Watkins Student  
☐ Web ☐ Ad ☐ Other

## PLEASE PRINT:

Student Name \_\_\_\_\_  
Parent Name (if applicable) \_\_\_\_\_  
Address \_\_\_\_\_  
City \_\_\_\_\_ State \_\_\_\_\_ Zip \_\_\_\_\_  
Home Phone \_\_\_\_\_ Work Phone \_\_\_\_\_ Cell Phone \_\_\_\_\_  
Email \_\_\_\_\_  
Birthdate \_\_\_\_/\_\_\_\_/\_\_\_\_ Ethnicity (optional) \_\_\_\_\_ Gender (optional) \_\_\_\_\_  
Emergency Contact Name \_\_\_\_\_  
Relationship to Student \_\_\_\_\_ Emergency Contact Phone \_\_\_\_\_

## COURSE(S)

Course Name:	Tuition & Lab Fee
1.	
2.	
3.	
4.	
5.	
Tuition Total	
Donation to Watkins CE Young Artist Scholarship Fund	
TOTAL:	

## PAYMENT:

☐ Check ☐ Credit Card Enclosed Check #: \_\_\_\_\_ Make checks payable to Watkins  
Credit Card Information: ☐ MasterCard ☐ Visa  
Cardholder's Name \_\_\_\_\_  
Cardholder's Billing Address \_\_\_\_\_  
Card Number \_\_\_\_\_ Expiration Date \_\_\_\_\_  
Signature \_\_\_\_\_

## REGISTRATION DEADLINES:

Adult 9-week classes: Sept. 3  
Workshops, 4-week, and 6-week classes that  
begin mid-term: 2 weeks prior to start of class.

If spaces are open after the registration deadline you may still be able to register. Please check the website or call the community education office for details.



